

**STRAIGHT FROM THE HEARTLAND**



**MILO GUARDS  
CATALOG**



[www.beavervalleysupply.com](http://www.beavervalleysupply.com)






# MILO-GUARDS

EFFECTIVE IN MILO, DWARF SUNFLOWERS AND MORE!

7 Point Section for Standard Headers



3 Point Section for JD Flex



- High-Strength Steel
- Heat-treated Tine Wires
- Auto-Welded Design
- Powder Coat Paint
- Made in USA!

(Shown with Optional Grain Saver Boots)

**"The Original Flexible Milo-saving Guard & Grain Saver Boot Attachment."**

## Measure your savings in equipment performance and in the Bin!

Flexo-Guards reach out 12 inches ahead of the sickle to retrieve and deliver wild heads back to the platform. Our heat-treated flexible spring steel tine wires prevent fall away losses and slide the heads quickly back to the platform. ABM Grain Saver Boots provide added savings by catching lost shatter due to sickle vibration, funneling the grain back to the platform through a specially-designed valley. The Grain Saver Boot Attachment is beneficial in Milo and Dwarf Sunflowers.




- **Save up to 30 Bushels of Milo per Hour**

- To save even more, add our grain saver boots to your Flexo-Guards

- **Depend on Flexo-Guards to:**

- Prevent fall-away, drop-through and thrown-out heads
- Improve reel action & crop transfer into the header
- Reduce shatter loss for more grain in the bin!



Visit our website for more information

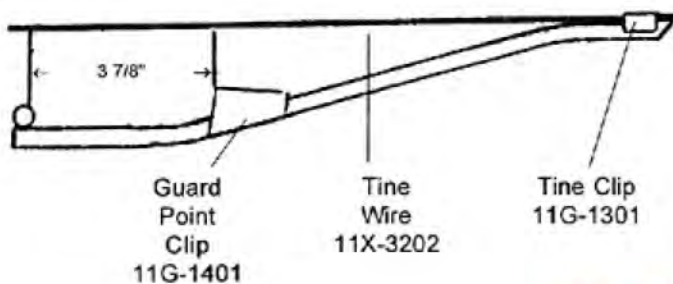
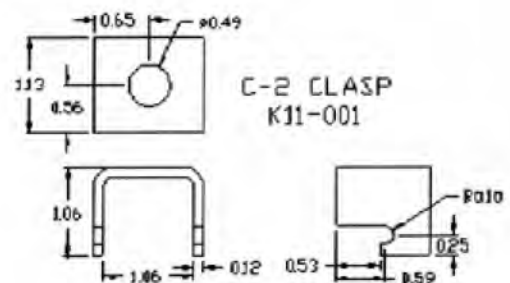

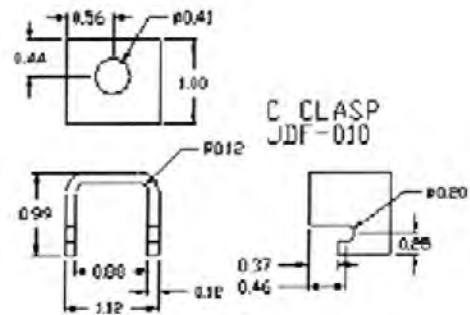
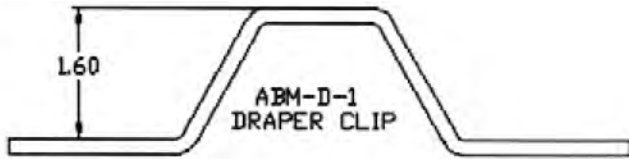
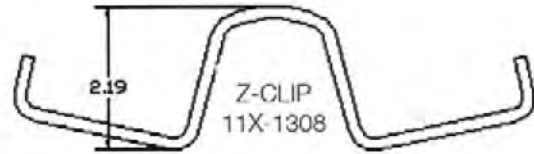
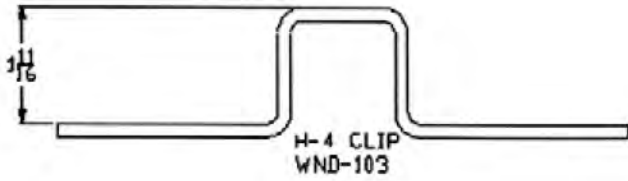
[www.shieldag.com](http://www.shieldag.com)

950 Scott Blvd • South Hutchinson, KS 67505 • PH 800-798-1968



# FLEXO GUARD PARTS

For most Standard and Legacy Headers



800-798-1968



# Flexo-Guard

## ABM-D-6

This is a special 2 foot wide, 6 finger guard to be used on Deere 600 & 900 series draper heads and the 600 series rigid auger headers with guards using 4 inch spacing from long point to long point in the staggered design. This milo guard will fit on John Deere guards with Part numbers: H213508 & H213405.



ABM 2005 Grain Saver Boot (optional) can be used on every other finger, as shown, or every finger.

Order ABM-D-6 Guards in 2 foot sections. ABM-2005 Grain Saver Boots are optional, but can be used to prevent fall away losses and catch lost shatter.

25 Foot Headers take 12 ea  
30 Foot Headers take 15 ea  
36 Foot Headers take 18 ea

### 6 POINT GUARD

#### 6 Point Guards are Used On:

600 Draper Series Headers  
600 Rigid Series Headers  
900 Draper Series Headers

### GUARD PART#

H213508

H213405

#### Each 2 Foot Section Requires:

2 ea JDF-010 Clasps  
2 ea ABM-D-1J Wire Clips



# **FLEXO-GUARD**

## **ABM-D-3F**

This is a special 3-PT bolt-on guard to be used on John Deere Flex Heads with 4" guard point centers. This guard will fit on guards listed in the application guide.



1. Start with one exposed guard at the left end of your platform, install the single point ABM-D-3FL.
2. Place the 3-point guard on the next 3 guard points and bolt it into place. Continue bolting on guards until you have one exposed point at the right end of your platform, where you will install the single point ABM-D-3FR.
3. This completes the assembly as needed to cover the guard points. Install the tine wires in each of the Flexo-Guard points tapping in each wire until flush with the end. Then spread the wires approximately 4" to 5" at the extreme points.
4. ABM-2005 Grain Saver Boots installed on every point are optional and recommended to reduce grain losses and keep tine wires organized.

NOTE: You may need longer bolts to compensate for the thickness of the tab on the guard.

\*See Deere Application guide for ordering details





## Flexo-Guard Installation Instructions



**CLASP INSTALLATION** — 2 clasps are required per section, one on each side. Place all Flexo Guard sections on guard points for reference. Space clasps accordingly. Remove guard point nut and place clasp in direction shown per **Figure A**. Secure using the same nut removed. Be sure nuts are drawn tight. Clasp should be left in place from season to season to facilitate subsequent installations.



Figure A.

**TINE WIRE INSTALLATION** — With the Flexo Guard sections mounted firmly in place, compress the ends of the tines together and thread into tine clip holes. Take care not to cross tine wire ends or damage may occur. Push the tine wire through the tine clip as far as possible using hand pressure. When you have completed a section, use a block of wood and a hammer to tap them to their fully seated position as shown in **Figure B**. This will also seat each section properly to better facilitate clip installation. If you are using bolt-on sickle sections you must put ABM Grain Saver Boots on either side of the sickle hold down to prevent tine wire damage. (Hint: If you are using a bolt-on sickle section and you do not have ABM Grain Saver Boots installed, bend the ends of the tine wire down 45 degrees 3" from the end. Do this on tine wires located on either side of the sickle hold down. This will detour the sickle bolts from grabbing the tine wire but will not prevent it.



Figure B.

**CLIP INSTALLATION** — From below, place both ends over adjacent Flexo Guard fingers centering the clip in front of the clasp previously installed. Using a screwdriver, force the center of the clip toward the clasp using the guard point nut as leverage. A hammer may be needed to tap the clip down the shank of the screwdriver toward the clasp. Make sure clip is fastened securely in clasp hooks. **See Figure A.**

**ABM GRAIN SAVER BOOTS** — The grain saver boots are made of UV Stabilized High Density Polyethylene material that is weather resistant, long wearing and resists breakage in cold weather. When first received, the Grain Saver Boots will be somewhat stiff. To improve hinging action before the first field run, compress the sides together a few times by hand. This will greatly improve the flexibility for better initial stock feed to sickle and platform.

**REEL SET UP INSTRUCTIONS** — The center line of your reel needs to be set 5" to 6" from the back of the Grain Saver Boot Attachment to allow proper feed action. Also, it is recommended to leave the reel clearance between 2" to 3" from the top of the Grain Saver Boot Attachment.



Do not allow the tips of the Flexo Guard to ride below 5" from the ground or they may be damaged from ground contact. ABM Manufacturer's Warranty will not cover damage due to ground contact!

800-798-1968

## INSTALLATION IS EASY AS 1, 2, 3!

1. To install the Grain Saver Boot, slide it over the Flexo-Guard finger in direction shown in Figure A. With a rubber mallet or block of wood and hammer, gently strike the end of the Grain Saver Boot until it is fully seated onto the Flexo Guard Finger. To make sure, check that the Flexo Guard Finger is just touching the inside tip of the Grain Saver Boot. Use the cutout provided on the nose for this inspection.

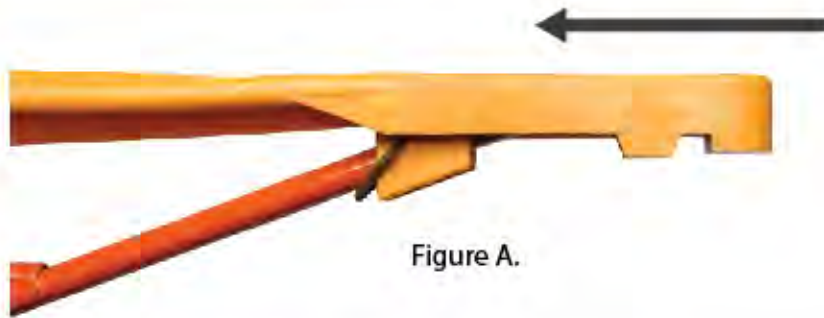


Figure A.

2. When all desired Grain Saver Boots are fitted per step 1, firmly snap the tine wires into the grooves provided starting at the nose and working to the tail. See Figure B.



Figure B.

3. Secure the Grain Saver Boots by installing the Hog Rings. Using a pair of Hog Ring pliers or regular Channel Lock pliers, crimp the Hog Ring in the holes provided. Reference Figure C, for appropriate Hog Ring angle.



Figure C.



**JOHN DEERE 200- and 900-series headers with 3" guard point spacing**

Set #	Cut size (Width ft)	# of FG-087 8-points	# of FG-077 7-points	# of Clips	# of Clasps	Wt. Lbs.	Header Kit Retail Price	Optional Grain Saver Boots Quantity Required	Retail Price For set of GS-boots	Total Kit Price including GS-Boots
FG-537	14	4	3	14	14	40	\$457.75	26	\$148.57	\$606.32
FG-577	15	1	7	16	16	43	\$503.80	28	\$160.00	\$663.80
FG-617	16	5	3	16	16	46	\$525.46	30	\$171.43	\$696.89
FG-697	18	6	3	18	18	51	\$593.18	34	\$194.29	\$787.46
FG-737	19	3	7	20	20	54	\$639.23	36	\$205.72	\$844.95
FG-777	20	7	3	20	20	58	\$660.89	38	\$217.14	\$878.03
FG-857	22	8	3	22	22	63	\$728.60	42	\$240.00	\$968.60
FG-937	24	9	3	22	22	68	\$788.27	46	\$262.86	\$1,051.13
FG-997	25	8	5	26	26	75	\$853.20	49	\$280.00	\$1,133.20
FG-1177	30	5	11	32	32	86	\$1,023.85	58	\$331.43	\$1,355.28

Guard Part #	Clasp	Clip	Guard Part #	Clasp	Clip
H-61954	C-2	H-3	H-113571	C	H-3
H-75386	C	H-3	H-145791	C	H-3
H153855 or H25603	C	H-3	H-153719	C-2	H-3
Other	C	H			

↑  
**One ABM-2005 Grain Saver Boot**  
**On every OTHER Tyne**  
**OPTIONAL**

**JOHN DEERE Draper Headers, 600- and 900-series RIGID DRAPERS and 600-series Rigid Auger, guards on 4" spacing**

Set #	Cut size (Width ft)	# of ABM-D-6 6-points	# of Clips	# of Clasps	Wt. Lbs.	Header Kit Retail Price	Optional Grain Saver Boots Quantity Required	Retail Price For set of GS-boots	Total Kit Price including GS-Boots	
FG-925D	25	12	SEE NOTE	24	24	53	\$703.01	72	\$411.43	\$1,114.44
FG-930D	30	15		30	30	66	\$878.77	90	\$514.29	\$1,393.06
FG-635/R/D	35	17	SEE NOTE	34	34	73	\$995.94	102	\$582.86	\$1,578.80
FG-936D	36	18		36	36	79	\$1,054.52	108	\$617.15	\$1,671.67

NOTE: 25' and 35' drapers use 12ea or 17ea 6-point milo guards and leave 6" of each end of header without milo guards

Guard Part #	Clasp	Clip	Part #	Clasp	Clip
H-213405	JDF-010	ABM-D-1J	H-229539	JDF-010	ABM-D-1J
H213508	JDF-010	ABM-D-1J			

↑  
**One ABM-2005 Grain Saver Boot**  
**On EVERY Tyne**  
**RECOMMENDED**

**JOHN DEERE Flex Headers, 600- and 900-series FLEX, BOLT-ON guard system, guards on 4" spacing**

Set #	Cut size (Width ft)	# of ABM-D-3F 3-points	New Bolts Required	One of ea LH & RH finger	Deere Bolt #	Wt. Lbs.	Header Kit Retail Price	Optional Grain Saver Boots Quantity Required	Retail Price For set of GS-boots	Total Kit Price including GS-Boots
FG-060 / 620F	20	19	40	2	03M7196	65	\$1,073.37	59	\$337.15	\$1,410.51
FG-066 / 622F	22	21	44	2	03M7196	72	\$1,181.86	65	\$371.43	\$1,553.29
FG-075 / 625F	25	24	48	2	03M7196	82	\$1,344.61	74	\$422.86	\$1,767.47
FG-090F / 630F	30	29	58	2	03M7196	99	\$1,615.85	89	\$508.57	\$2,124.43
FG-105F / 635F	35	34	70	2	03M7196	116	\$1,887.10	104	\$594.29	\$2,481.39
FG-120F / 640F	40	39	80	2	03M7196	133	\$2,158.34	119	\$680.00	\$2,838.34

This is a bolt-on 3-point system, purchase bolts from Shield or your dealer, Shield ABM-3M7196 retail \$1.25ea  
 NEW FOR 2016, Kits will include 1ea Left hand Single finger ABM-D-3FL

and 1ea Right hand Single finger ABM-D-3FR

Guard Part #	Guard Description
H213398	Guard with (2) LONG points and (1) SHORT point
H205992	Guard with (2) LONG points and (1) SHORT point
H205448	Guard with (2) LONG points and (1) SHORT point
H229537	Heat-treated Guard with (2) LONG points and (1) SHORT point
H213507	Guard with (1) LONG point and (2) SHORT points
AH213055	Guard with (1) LONG point and (2) SHORT points
H229538	Heat-treated guard with (1) LONG point and (2) SHORT points

↑  
**One ABM-2005 Grain Saver Boot**  
**On EVERY Tyne**  
**OPTIONAL**



**CASE IH / INT. HARVESTER, guards on 3" spacing**

Set #	Cut size (Width ft)	# of FG-087 8-points	# of FG-077 7-points	# of Clips	# of Clasps	Wt. Lbs.	Header Kit Retail Price	Optional Grain Saver Boots Quantity Required	Retail Price For set of GS-boots	Total Kit Price including GS-Boots
FG-717	18	8	1	18	18	53	\$604.01	35	\$200.00	\$804.01
FG-797	20	9	1	20	20	58	\$671.72	39	\$222.86	\$894.58
FG-877	22	10	1	22	22	68	\$739.43	43	\$245.72	\$985.15
FG-937	24	9	3	24	24	68	\$796.32	46	\$262.86	\$1,059.18
FG-1007	25	9	4	26	26	73	\$858.62	50	\$285.72	\$1,144.33
FG-1207	30	15	0	30	30	88	\$1,015.70	60	\$342.86	\$1,358.56
FG-118D	30	6	10	32	32	88	\$1,029.27	59	\$337.15	\$1,366.41
FG-1407	35	0	20	40	40	103	\$1,245.97	70	\$400.00	\$1,645.97
FG-1407 **	36	0	20	40	40	103	\$1,245.97	70	\$400.00	\$1,645.97
FG-136FD	36	17	0	34	34	103	\$1,151.13	68	\$388.57	\$1,539.70
FG-170FD	40	16	6	44	44	114	\$1,457.21	85	\$485.72	\$1,942.92
FG-186FD	45	18	6	48	48	128	\$1,592.63	93	\$531.43	\$2,124.07

\*\* Alternate for RIGID Draper, leaving one guard point exposed

FD headers are Flex-drapers made by MacDon for CNH and New Holland

40' and 45' Flex-drapers use 6ea 7 point Milo-guards in center of header

For All Flex-drapers, cover center of header first, then work out from the main flex joints to cover outboard guards

Guard	Part #	Clasp	Clip	Guard	See NOTE:	H-4
				<b>118345</b>	<b>C-2</b>	<b>H-4</b>
	633089	C-2	H-2	118344	C-2 or C	H-4
	633240R1	C-2	H-3	87702973	C-2 or C	H-4
	1307299	C-2	H-4	118301	C-2 or C	H-4
	OTHER	C	H	87442324	C-2 or C	H-4

Use C-2 Clasp for 7/16" or 12mm bolt

Use C-Clasp for 3/8" or 8mm bolt

↑  
**One ABM-2005  
 Grain Saver Boot  
 On every OTHER Tyne  
 OPTIONAL**

Call ABM and we will walk you through what you need  
 for new-style draper and flex-draper platforms !!  
 800-798-1968

**NEW HOLLAND / FORD, guards on 3" spacing**

Set #	Cut size (Width ft)	# of FG-087 8-points	# of FG-077 7-points	# of Clips	# of Clasps	Wt. Lbs.	Header Kit Retail Price	Optional Grain Saver Boots Quantity Required	Retail Price For set of GS-boots	Total Kit Price including GS-Boots
FG-697	18	6	3	18	18	51	\$593.18	34	\$194.29	\$787.46
FG-797	20	9	1	20	20	58	\$671.72	39	\$222.86	\$894.58
FG-877	22	10	1	22	22	68	\$739.43	43	\$245.72	\$985.15
FG-937	24	9	3	24	24	79	\$796.32	46	\$262.86	\$1,059.18
FG-977	25	6	7	26	26	69	\$842.37	48	\$274.29	\$1,116.66
FG-1167	30	11	4	30	30	85	\$994.04	58	\$331.43	\$1,325.47
FG-118D	30	6	10	32	32	88	\$1,029.27	59	\$337.15	\$1,366.41
FG-1407	35	0	20	40	40	103	\$1,245.97	70	\$400.00	\$1,645.97
FG-1407 **	36	0	20	40	40	103	\$1,245.97	70	\$400.00	\$1,645.97
FG-136FD	36	17	0	34	34	103	\$1,151.13	68	\$388.57	\$1,539.70
FG-170FD	40	16	6	44	44	114	\$1,457.21	85	\$485.72	\$1,942.92
FG-186FD	45	18	6	48	48	128	\$1,592.63	93	\$531.43	\$2,124.07

\*\* Alternate for RIGID Draper, leaving one guard point exposed

FD headers are Flex-drapers made by MacDon for CNH and New Holland

40' and 45' Flex-drapers use 6ea 7 point Milo-guards in center of header

For All Flex-drapers, cover center of header first, then work out from the main flex joints to cover outboard guards

Guard	Part #	Clasp	Clip	Guard	See NOTE:	H-4
				<b>118345</b>	<b>C-2</b>	<b>H-4</b>
	65327	C-2	H-3	118344	C-2 or C	H-4
	695501	C-2	H-4	87702973	C-2 or C	H-4
	8652187	C-2	H-4	118301	C-2 or C	H-4
	858778	C-2	H-4	87442324	C-2 or C	H-4
	134024	C	H-3	86615982	C-2	H-4

Use C-2 Clasp for 7/16" or 12mm bolt

Use C-Clasp for 3/8" or 8mm bolt

↑  
**One ABM-2005  
 Grain Saver Boot  
 On every OTHER Tyne  
 OPTIONAL**

Call ABM and we will walk you through what you need  
 for new-style draper and flex-draper platforms !!  
 800-798-1968

**MASSEY FERGUSON/MASSEY HARRIS, guards on 3" centers**

Set #	Cut size (Width ft)	# of FG-087 8-points	# of FG-077 7-points	# of Clips	# of Clasps	Wt. Lbs.	Header Kit Retail Price	Optional Grain Saver Boots Quantity Required	Retail Price For set of GS-boots	Total Kit Price including GS-Boots
FG-507	13	1	6	14	14	38	\$441.50	25	\$142.86	\$584.36
FG-547	14	5	2	14	14	41	\$463.16	27	\$154.29	\$617.45
FG-587	15	2	6	16	16	44	\$509.22	29	\$165.72	\$674.93
FG-627	16	6	2	16	16	45	\$530.88	31	\$177.14	\$708.02
FG-707	18	7	2	18	18	52	\$598.59	35	\$200.00	\$798.59
FG-787	20	8	2	20	20	58	\$666.30	39	\$222.86	\$889.16
FG-947	24	10	2	24	24	69	\$801.73	47	\$268.57	\$1,070.30
FG-1167	30	11	4	30	30	86	\$994.04	58	\$331.43	\$1,325.47
FG-1407 35' draper	35	0	20	35	35	103	\$1,225.85	70	\$400.00	\$1,625.85

35' Massey 9250 Draper uses JDF-10 C-Clasp and WND-004 H-3 Clip, Same as Gleaner Model 9250

Guard Part #	Clasp	Clip	Guard Part #	Clasp	Clip
BC258AC	C	H-3	OTHER	C	H
BC240AC	C	H-3			

↑  
One ABM-2005 Grain Saver Boot  
On every OTHER Tyne  
OPTIONAL

**GLENER/DUETZ/ALLIS CHALMERS, guards on 3" spacing**

Set #	Cut size (Width ft)	# of FG-087 8-points	# of FG-077 7-points	# of Clips	# of Clasps	Wt. Lbs.	Header Kit Retail Price	Optional Grain Saver Boots Quantity Required	Retail Price For set of GS-boots	Total Kit Price including GS-Boots
FG-667	17	3	6	18	18	49	\$576.93	33	\$188.57	\$765.50
FG-707	18	7	2	18	18	52	\$598.59	35	\$200.00	\$798.59
FG-747	19	4	6	20	20	55	\$644.65	37	\$211.43	\$856.08
FG-787	20	8	2	20	20	58	\$666.30	39	\$222.86	\$889.16
FG-867	22	9	2	22	22	63	\$734.02	43	\$245.72	\$979.73
FG-907	23	6	6	24	24	66	\$780.07	45	\$257.14	\$1,037.22
FG-947	24	10	2	24	24	69	\$801.73	47	\$268.57	\$1,070.30
FG-955	25	9	4	26	26	72	\$858.62	50	\$285.72	\$1,144.33
FG-1127	27	0	16	32	32	81	\$996.78	56	\$320.00	\$1,316.78
FG-1207	30	15	0	30	30	88	\$1,015.70	60	\$342.86	\$1,358.56
FG-1407 35' draper	35	0	20	35	35	103	\$1,225.85	70	\$400.00	\$1,625.85

35' Gleaner Draper uses JDF-10 C-Clasp and WND-004 H-3 Clip, Gleaner Model 9250

Guard Part #	Clasp	Clip	Guard Part #	Clasp	Clip
71341601	C	H-4	OTHER	C	H
1116504	C	H-3			

↑  
One ABM-2005 Grain Saver Boot  
On every OTHER Tyne  
OPTIONAL

**Challenger/Lexion, guards on 3" spacing**

Set #	Cut size (Width ft)	# of FG-087 8-points	# of FG-077 7-points	# of Clips	# of Clasps	Wt. Lbs.	Header Kit Retail Price	Optional Grain Saver Boots Quantity Required	Retail Price For set of GS-boots	Total Kit Price including GS-Boots
FG-1007	25	9	4	26	26	73	\$858.62	50	\$285.72	\$1,144.33
FG-1207	30	15	0	30	30	88	\$1,015.70	60	\$342.86	\$1,358.56
FG-1387 / F535	35	5	14	38	38	103	\$1,210.75	69	\$394.29	\$1,605.04
FG-1607	40	13	8	42	42	118	\$1,378.66	80	\$457.15	\$1,835.81

The Lexion F535 uses 38ea WND-004 H-3 Clip and the K11-001 C-2 Clasp

To Select Clips and Clasps for Challenger/Lexion/Claas Combines, please call us with your Guard Part Numbers, Guard Bolt Diameters and any special guard configurations

↑  
One ABM-2005 Grain Saver Boot  
On every OTHER Tyne  
OPTIONAL



**MACDON, guards on 3" guards**

Set #	Cut size (Width ft)	# of FG-087 8-points	# of FG-077 7-points	# of Clips	# of Clasps	Wt. Lbs.	Header Kit Retail Price	Optional Grain Saver Boots Quantity Required	Retail Price For set of GS-boots	Total Kit Price including GS-Boots
FG-1207	30	15	0	30	30	86	\$1,015.70	60	\$342.86	\$1,358.56
FG-1407	35	0	20	40	40	103	\$1,245.97	70	\$400.00	\$1,645.97
FG-1447	36	18	0	36	36	102	\$1,218.84	72	\$411.43	\$1,630.27
FG-136FD	36	17	0	34	34	103	\$1,151.13	68	\$388.57	\$1,539.70
FG-170FD	40	16	6	44	44	114	\$1,457.21	85	\$485.72	\$1,942.92
FG-186FD	45	18	6	48	48	128	\$1,592.63	93	\$531.43	\$2,124.07

FD headers are Flex-drapers also made for CNH and New Holland  
 40' and 45' Flex-drapers use 6ea 7 point Milo-guards in center of header  
 For All Flex-drapers, cover center of header first, then work out from the main flex joints to cover outboard guards

Guard Part #	Clasp	Clip	Guard 118345	C-2	H-4
23064	C-2	H-4	118344	C-2 or C	H-4
26370	C-2	H-4	87702973	C-2 or C	H-4
OTHER	C-2	H-4	118301	C-2 or C	H-4
			87442324	C-2 or C	H-4

Use C-2 Clasp for 7/16" or 12mm bolt      Use C-Clasp for 3/8" or 8mm bolt

↑  
**One ABM-2005  
 Grain Saver Boot  
 On every OTHER Tyne  
 OPTIONAL**

NOTE: Some MacDon setups use CaseIH draper guards  
 Call us with a guard part number and we can help you with the proper system  
 Call ABM and we will walk you through what you need  
 for new-style draper and flex-draper platforms !!  
 800-798-1968

**WHITE, guards on 3" centers**

Set #	Cut size (Width ft)	# of FG-087 8-points	# of FG-077 7-points	# of Clips	# of Clasps	Wt. Lbs.	Header Kit Retail Price	Optional Grain Saver Boots Quantity Required	Retail Price For set of GS-boots	Total Kit Price including GS-Boots
FG-437	11	1	5	12	12	44	\$379.21	21	\$120.00	\$499.21
FG-517	13	2	5	14	14	39	\$446.92	25	\$142.86	\$589.78
FG-597	15	3	5	16	16	44	\$514.63	29	\$165.72	\$680.35
FG-717	18	1	8	18	18	53	\$566.10	32	\$182.86	\$748.96
FG-797	20	9	1	20	20	58	\$671.72	39	\$222.86	\$894.58
FG-877	22	10	1	22	22	68	\$739.43	43	\$245.72	\$985.15
FG-957	24	11	1	24	24	70	\$807.15	47	\$268.57	\$1,075.72

Guard Part #	Clasp	Clip	Guard Part #	Clasp	Clip
9510220	C	H-3	31-1713400	NO FIT	
FC68-2	C	H	OTHER	C	H

↑  
**One ABM-2005  
 Grain Saver Boot  
 On every OTHER Tyne  
 OPTIONAL**

PART #	ABM Replacement Parts	2019 Retail
FG-087	8 POINT SECTION	\$59.66
FG-077	7 POINT SECTION	\$54.25
ABM-D-6	6 POINT SECTION	\$48.80
ABM-D-3F	3-PT Bolt-on guard	\$54.25
ABM-D-3FL	Left finger w/ tyne wire	\$21.32
ABM-D-3FR	Right finger w/ tyne wire	\$21.32
ABM-3M7196	M10-1.5 X 50mm carr. bolt	\$1.09
JDF-010	C-CLASP	\$1.98
K11-001	C-2 CLASP	\$1.98
WND-002	H-CLIP	\$2.04
WND-004	H-3 CLIP	\$2.04
WND-103	H-4 CLIP	\$2.04
WND-105	H-5 CLIP	\$2.04
ABM-D-1	DRAPER CLIP	\$2.91
ABM-D-1J	JOHN DEERE DRAPER CLIP	\$2.91
11X-1308	Z-CLIP	\$2.91
11G-1301	TINE CLIP	\$0.77
11G-1401	GUARD POINT CLIP	\$0.96
11X-3202	TINE WIRE	\$1.77
11X-3202F	EXTRA LONG TINE WIRE	\$3.35
ABM-2005	GRAIN SAVER BOOT	\$5.71
FLX HC-3	HOG RING	\$0.18

All of the Set #'s listed above have been proven to work  
 on the brands and header widths shown  
 Because Guard Part Numbers and OE-Guard Suppliers change frequently,  
 We recommend that you help your dealer specify a correct set of Milo-Guards for your machine  
 Please have this information when you contact your dealer  
 Guard part number or part numbers used on your machine  
 Model Number and cutting width  
 Main guard point spacing (usually either 3" or 4")  
 Guard bolt diameter, usually either 3/8", 7/16" or 10mm diameter  
 Brand Name--some headers are "private labeled" for major OE Brands  
 We will assist you in the selection of a full set of milo-guards or replacement  
 parts as needed so that you can get back in the field and start saving grain !!  
**WARRANTY:** ABM will replace any part it manufactures that proves to be defective  
 for a period of one year from the date of purchase. ABM is not responsible for  
 damages cause by improper installation or misuse of its products nor is ABM responsible  
 for any consequential damages to combines or headers.

[www.abm-mfg.com](http://www.abm-mfg.com)  
 800-798-1968

Schumacher EasyCut does not make headers. They make a world-class cutting system retrofittable to most modern combines. Therefore, ABM recommends that your farmer/customer goes back to the original fitup method for Milo Guards. COUNT the number of exposed guard points. Charts show options for header widths based on the number of exposed guard points. When cutting Sorghum (Milo), we recommend that Flex headers are "locked out" in the rigid position.

**All OEM Headers equipped with Schumacher EasyCut SCH guard and sickle cutting systems**

Set #	Cut size (Width ft)	# of FG-087 8-points	# of FG-077 7-points	# of H-5 Clips P/N WND-105	# of C-Clasps P/N JDF-010	Wt. Lbs.	Retail Price w/o GS boots	Grain Saver Boots Required	Retail Price GS-boots	Total Kit Price including GS-Boots
SCH-917-79	20	9	1	20	20	60	\$671.70	39	\$222.86	\$894.56
SCH-657-83	21	6	5	22	22	64	\$717.75	41	\$234.29	\$952.04
SCH-837-85	22	8	3	22	22	68	\$728.58	42	\$240.00	\$968.58
SCH-937-93	24	9	3	24	24	74	\$796.29	46	\$262.86	\$1,059.15
SCH-947-100	25	9	4	26	26	78	\$858.59	50	\$285.72	\$1,144.31
SCH-1147-116	30	11	4	30	30	88	\$994.01	58	\$331.43	\$1,325.45
SCH-5117-117	30	5	11	32	32	88	\$1,023.82	58	\$331.43	\$1,355.25
SCH-1507-120	30	15	0	30	30	88	\$1,015.67	60	\$342.86	\$1,358.53
SCH-1707-136	36	17	0	34	34	103	\$1,151.10	68	\$388.57	\$1,539.67
SCH-0207-140	36	0	20	40	40	103	\$1,245.93	70	\$400.00	\$1,645.94
SCH-1667-170	40	16	6	44	44	119	\$1,457.17	85	\$485.72	\$1,942.88
SCH-1767-178	42	17	6	46	46	127	\$1,524.88	89	\$508.57	\$2,033.45
SCH-1867-186	45	18	6	48	48	139	\$1,592.59	93	\$531.43	\$2,124.02

Part Number KEY: SCH-917 = 20' platform using 9ea 8-points and 1ea 7-point, -79 = 79 exposed guard points  
 For retrofitting ABM Milo Guards to any OEM header equipped with Schumacher EasyCut, please COUNT the number of exposed guard points, use the charts to determine the correct SET # and quantities of 8-points and 7-points required to fill out the header  
 For all Flex headers, work from the center out, avoiding placement of rigid milo guard bars over the flex joints in the header

↑  
**One ABM-2005 Grain Saver Boot**  
**On every OTHER Tyne**  
**ALWAYS INCLUDE GRAIN SAVER BOOTS For Optimum Performance**

Guard	JDF-010	WND-105	Guard	JDF-010	WND-105
Part #	C-Clasp	H-5 Clip	Part #	C-Clasp	H-5 Clip
16538 BLACK	C	H-5	16539 RED	C	H-5
16540 GREY	C	H-5	Use C-Clasp for 3/8", 8mm or 10mm bolt		

<--ALL EasyCut Guard systems use the SAME ABM Milo Guard setup

For every C-Clasp installed, replace one 10mm Carriage bolt with a 3/8" or 10mm Hex bolt of the same length, install with NUT UP

**HoneyBee Headers with EITHER 87112 or 87113 HoneyBee Guards, typically used on AirFlex headers**

**HoneyBee Grain Belt and 4000-series headers use complete Schumacher EasyCut SCH guards and sickles, use the SCH-charts above**

Set #	Cut size (Width ft)	# of FG-087 8-points	# of FG-077 7-points	# of H-5 Clips P/N WND-105	# of C-2 Clasps P/N K11-001	Wt. Lbs.	Retail Price w/o GS boots	Grain Saver Boots Required	Retail Price GS-boots	Total Kit Price including GS-Boots
HB-230AF-122	30	10	6	32	32	88	\$1,050.90	61	\$348.57	\$1,399.47
HB-236AF-146	36	6	14	40	40	103	\$1,278.42	73	\$417.15	\$1,695.57
HB-240AF-162	40	15	6	42	42	119	\$1,389.45	81	\$462.86	\$1,852.31
HB-245AF-182	45	14	10	48	48	139	\$1,570.93	91	\$520.00	\$2,090.93
HB-250AF-202	50	20	6	52	52	148	\$1,728.01	101	\$577.15	\$2,305.16

Part Number KEY: HB-230AF = HoneyBee 30 foot Air Flex, -122 = 122 exposed guard points  
 For all Flex headers, work from the center out, avoiding placement of rigid milo guard bars over the flex joints in the header

↑  
**One ABM-2005 Grain Saver Boot**  
**On every OTHER Tyne**  
**ALWAYS INCLUDE GRAIN SAVER BOOTS For Optimum Performance**

Guard	K11-001	WND-105	Guard	K11-001	WND-105
Part #	C-2 Clasp	H-5 Clip	Part #	C-2 Clasp	H-5 Clip
87112	C-2	H-5	87113	C-2	H-5
Use C-2 Clasp for 7/16" or 12mm bolt					

For every C-2 Clasp installed, replace one 7/16" Carriage bolt with a 7/16" Hex bolt of the same length, install with NUT UP

Schumacher EasyCut Header system

**ALWAYS SELL SYSTEMS WITH ABM-2005 Grain Saver Boots on every OTHER point !!**



www.abm-mfg.com  
800-798-1968

1-Jun-19



HoneyBee AirFlex Header system

**ALWAYS SELL SYSTEMS WITH ABM-2005 Grain Saver Boots on every OTHER point !!**



**STRAIGHT FROM THE**  
**HEARTLAND**  
**SHIELDAG.COM**  
**FAVORITE US @ FARMTIME.COM**



**CALL FOR DEALER NEAREST YOU**

Phone: (620) 662-7221 (800) 798-1968

Fax: 620-662-7482

Mailing: PO Box 687 • Hutchinson, KS 67504

Shipping: 950 Scott Blvd • South Hutchinson, KS 67505

